




**ROBLOX**  
Powering Imagination

According to the Roblox website, 'Roblox is the world's largest interactive social platform for play'. For those of you not so familiar with the game, it is a multi-player online gaming platform which allows children to play and create a variety of games in a 3D world. Roblox is free to play and available on all modern smartphones, tablets, desktops, Xbox One, Oculus Rift, and HTC Vive.



# What parents need to know about **ROBLOX**



**ROBLOX STUDIO**

The Roblox Studio allows users to create their own games and 'worlds' for others to play on the platform. As the games are user generated, it gives users the freedom to potentially include things you do not want your child to be exposed to, for example, weapons, violence and even pornographic content. There are no age restrictions on the games created in the Roblox Studio and Roblox can only rely on people reporting negative/violent content in order to remove the games from the platform.



**CHATTING AND FRIEND REQUESTS**

Whilst the games in Roblox are aimed at 8 to 18-year-olds, there are currently no age restrictions for signing up. This means both adults and young people can play and communicate with each other and send friend requests through the platform. Once a friend request is accepted, this means that they can communicate with each other outside of gameplay.



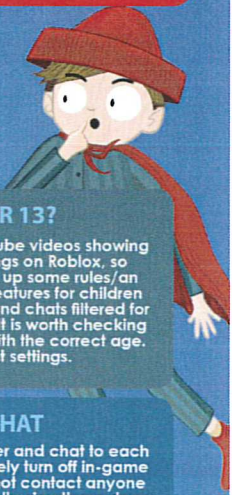
**ROBUX ONLINE PAYMENTS**

When a user creates a game, they earn something called 'Robux', which works as a currency within the platform, allowing the purchase of upgrades and memberships. If the created game is of good quality and attracts multiple players and in-game adverts, children have the potential to earn a lot of 'Robux'. Once a user has earned a certain amount of Robux, they can convert this to real cash and withdraw it to a PayPal account. To withdraw money, users need to be over 13, have a PayPal account and have paid for the Roblox premium subscription.



**National Online Safety**

## Top Tips for Parents



**UNLIST SOCIAL MEDIA ACCOUNTS**

Make sure your child's social media accounts are not listed in the settings/account info. If they are, advise them to make them private or remove them in their account. This will ensure nobody can find and contact them on their social media platforms outside of Roblox.

**IS YOUR CHILD UNDER 13?**

Unfortunately, there are hundreds of YouTube videos showing children how to change their age settings on Roblox, so firstly, you should talk to your child to set up some rules/an agreement. There are additional safety features for children under 13, for example having their posts and chats filtered for inappropriate content and behaviour, so it is worth checking that your child has set up their account with the correct age. You can find this in their account settings.

**CHECK SHARED INFORMATION**

In the account settings, check that your child is not giving away any personal information in their bio/profile. For example, their full name, phone number or snapchat name. If you see that they have, explain why this is potentially dangerous and remove immediately.

**DISABLE IN-GAME CHAT**


Roblox is great for children to play together and chat to each other. However, if you wanted to completely turn off in-game chat for your child (meaning they could not contact anyone including their friends) you can do so by following these steps: When logged in, go to the Account Settings page by clicking on the gear icon at the top right corner of the page, then click Settings. Next, click on the Privacy tab and under 'Who can chat with me in game?' select 'No one' and this will disable in-game chat.

**2 STEP VERIFICATION**

Roblox has a great 2-step verification security feature which we recommend you enable to add an extra layer of security to your child's account.


**RESTRICT PAYMENT METHODS**

Roblox is a free to play game, but there are still options to make additional in-game purchases. If you do not want your child to make payments, ensure your card is not associated with their account. If you are happy for your child to make payments in the game, but want to limit spending, we suggest using a games console gift card. These can be purchased in specific amounts, which will allow you to limit how much your child spends and removes the need for a credit/debit card to be used with their account.



**HAVE A CHAT ABOUT 'GRIEFING'**

Griefing is when someone purposely upsets another player in a game. This can be done by setting traps, damaging or stealing something from another player, intentionally killing them and just generally doing something in the game to spoil gameplay for them. Essentially, 'Griefing' is a form of cyberbullying and can be extremely frustrating and upsetting for players.




Sources: corp.roblox.com and press kit. All images shown belong to Roblox 2018 Roblox Corporation. Roblox: the Roblox logo, Roblox, Roblox and Powering Imagination are among our registered and unregistered trademarks in the U.S. and other countries.